



// PRESS RELEASE //

23/01/2020

World Cooperative Monitor: new ranking of the largest cooperatives is now available

Reporting a total turnover of over two trillion USD and focus on contribution to SDG8.

The International Cooperative Alliance (ICA) and the European Research Institute on Cooperative and Social Enterprises (Euricse) published today the 2019 issue of the World Cooperative Monitor, the eighth annual one. The report explores the economic and social impact of the largest cooperatives and mutuals worldwide, providing a ranking of the Top 300, sector rankings, and an analysis of contributions to meeting the objectives of the UN Sustainable Development Goals (SDGs).

[DOWNLOAD THE 2019 ISSUE](#)

This World Cooperative Monitor issue collects data for 4,575 cooperatives and mutuals (1,152 from Europe, 3,218 from the Americas, 197 from Asia-Pacific, and 8 from Africa) from 10 sectors of activity. The Top 300 cooperatives and mutuals report a total turnover of over two trillion USD (2,034.98 billion USD), based on 2017 financial data.

2019 Results - The world's top 300 cooperatives and mutuals operate in various economic sectors, but this year's results show a larger presence of the insurance sector in the Top 300: insurance is 39%, agriculture 31.7%, wholesale and retail trade 17.7%, banking and financial services 7%, industry and utilities 1%, health, education and social care 1%. New this year is data on employment and cooperative types.











ECONOMIC ACTIVITY - TOP 300 TURNOVER USD



This year's results show the largest cooperatives performing well, with only slight variations in the top positions across the sectors. In the Top 300 ranking based on turnover **Groupe Cr dit Agricole** and **Groupe BPCE**, both from France, are placed first and second respectively as they did last year, third is the German REWE Group. And in the Top 300 based on the ratio of turnover over gross domestic product (GDP) per capita ranking, two Indian producer cooperatives reach the second and third positions: Gujarat Cooperative Milk Marketing Federation Limited and IFFCO.

TOP 300 TURNOVER USD

Top 10

RANK 2017	ORGANISATION	COUNTRY	ECONOMIC ACTIVITY	TYPE	TURNOVER 2017 (BILLION US\$)	NUMBER OF EMPLOYEES 2017	FTE vs HEADCOUNT
1	Groupe Cr�dit Agricole	France		consumer/user	96.25	139,000	FTE
2	Groupe BPCE	France		consumer/user	59.03	106,463	Headcount
3	REWE Group	Germany		producer	55.85	345,434	Headcount
4	BVR	Germany		consumer/user	55.29	177,248	Headcount
5	Zenkyoren	Japan		producer	51.69	6,282	Headcount
6	Nippon Life	Japan		mutual	48.36	86,394	Headcount
7	State Farm	USA		mutual	42.42	65,664	Headcount
8	ACDLEC - E. Leclerc	France		producer	42.01		
9	Zen-Noh	Japan		producer	41.37	7,446	Headcount
10	Nonghyup (NACF)	Republic of Korea		producer	38.82	100,594	Headcount

Focus on SDG 8. This year's report has a special analysis of the Top 300 and the eighth United Nations' Sustainable Development Goal (Inclusive and sustainable economic growth, full and productive employment and decent work for all - SDG 8).

Three cases in particular related to SDG 8 are explored in depth within the report: Up Groupe (France), KRIBHCO (India), and SOK (Finland). Along with this analysis, featured within the section there is an interview with the Secretary General of **CICOPA, Diana Dovgan**.

The contribution to the SDGs and the importance of the World Cooperative Monitor were mentioned by UN Secretary-General António Guterres during the 74th session of the United Nations General Assembly, held in New York in September 2019.

As Bruno Roelants, Director-General of the ICA, said:

“This new edition of the World Cooperative Monitor goes beyond the Top 300 ranking based on turnover to further explore the dynamics of the cooperative movement. As highlighted by the United Nations, cooperatives make a substantial contribution to achieving the 2030 UN Agenda on Sustainable Development. In this year’s report, we see concrete examples of specific action undertaken by some of the largest from around the world”.

Gianluca Salvatori, Euricse Secretary General, speaking to the role of cooperatives in achieving the UN 2030 agenda said:

“Cooperatives must take on (and communicate) a strategy for sustainable development able to represent an effective alternative to the mainstream shareholder model, able to comprehensively respond to present challenges. In fact, the more organisations participate in reporting initiatives that enable the collection of reliable and internationally comparable data, the more research and analysis can be done to demonstrate the social and economic impact of cooperatives”.

About WCM. The World Cooperative Monitor is a project designed to collect robust economic, organizational, and social data about cooperatives worldwide. It is the only report of its kind collecting annual quantitative data on the global cooperative movement. 2019 marks the eighth edition of this annual research report produced by the International Cooperative Alliance (ICA) with the scientific and technical support of the European Research Institute on Cooperative and Social Enterprises (Euricse). Two primary rankings are presented, the first based on turnover in USD and the second based on turnover over GDP per capita.

We would like to thank the sponsors for making this edition possible: Credit Mutuel, IFFCO, Rabobank and Kribhco.